

**A meeting of the Local Police and Fire Scrutiny Panel will be held on Thursday 2 February 2023 at 3pm.**

**Members may attend the meeting in person or via remote online access. Webex joining details will be sent to Members and Officers. Members are requested to notify Committee Services by 12 noon on Wednesday 1 February 2023 how they intend to access the meeting.**

**In the event of connectivity issues, Members are asked to use the *join by phone* number in the Webex invitation and as noted above.**

**Please note that this meeting will be live-streamed via YouTube with the exception of any business which is treated as exempt in terms of the Local Government (Scotland) Act 1973 as amended.**

**Further information relating to the recording and live-streaming of meetings can be found at the end of this notice.**

IAIN STRACHAN  
Head of Legal & Democratic Services

**BUSINESS**

1. <b>Apologies, Substitutions and Declarations of Interest</b>	<b>Page</b>
<b>PERFORMANCE MANAGEMENT</b>	
2. <b>Police Scotland Performance Report</b>	<b>p</b>
3. <b>Presentation by Police Scotland on Road Policing</b>	
4. <b>Scottish Fire &amp; Rescue Service Performance Report</b>	<b>p</b>
<b>NEW BUSINESS</b>	
5. <b>Local Police and Fire Scrutiny Panel Update Report</b> Report by Corporate Director Education, Communities & Organisational Development	<b>p</b>

The reports are available publicly on the Council’s website and the minute of the meeting will be submitted to the next standing meeting of the Inverclyde Council. The agenda for the meeting of the Inverclyde Council will be available publicly on the Council’s website.

Please note: this meeting may be recorded or live-streamed via You Tube and the Council’s internet site, where it will be capable of repeated viewing. At the start of the meeting the Provost/Chair will confirm if all or part of the meeting is being recorded or live-streamed.

You should be aware that the Council is a Data Controller under the Data Protection Act 2018. Data collected during any recording or live-streaming will be retained in accordance with the Council's published policy, including, but not limited to, for the purpose of keeping historical records and making those records available via the Council's internet site or You Tube.

If you are participating in the meeting, you acknowledge that you may be filmed and that any information pertaining to you contained in the recording or live-stream of the meeting will be used for webcasting or training purposes and for the purpose of keeping historical records and making those records available to the public. In making this use of your information the Council is processing data which is necessary for the performance of a task carried out in the public interest. If you are asked to speak at the meeting then your submission to the committee will be captured as part of the recording or live-stream.

If you have any queries regarding this and, in particular, if you believe that use and/or storage of any particular information would cause, or be likely to cause, substantial damage or distress to any individual, please contact the Information Governance team at [dataprotection@inverclyde.gov.uk](mailto:dataprotection@inverclyde.gov.uk)

Enquiries to - **Lindsay Carrick** - Tel 01475 712114

# Inverclyde Performance Summary Report

Reporting Period: 01/04/22 - 30/11/22



**Total Crime**



**-7.0%**



**4,072 Crimes**

Incidents Recorded

**-13.6%**



11,173

Common Assault

**-0.7%**



448

Overall Dishonesty

**-1.1%**



877

Domestic Abuse Incidents

**-0.9%**



512

Overall Violent Crime

**-1.0%**



520

Sexual Crime

**-13.6%**



90

Road Traffic Casualties

**+29.2%**



31 \*against PYTD

Disorder Complaints

**-28.8%\***



1,509 \*against PYTD

Missing People

**+202.5%**



121 \*against PYTD

Counter Terrorism



The threat level from INTERNATIONAL TERRORISM is SUBSTANTIAL —an attack has been deemed as likely to occur.

Housebreaking

**-16.5%**



97

\*All data provided is for the period 1 April 2022 - 30 November 2022 unless otherwise stated. All statistics are provisional and should be treated as management information. All data have been extracted from Police Scotland internal systems and are correct as of 06/12/2022.

# Inverclyde

## Performance Summary Report

### Reporting Period: 1 Apr 2022 to 30 November 2022



SECTION	PAGE NUMBER
Introduction	2
Executive Summary	3
Demand Analysis	4
Online and Cybercrime	5
Acquisitive Crime	5
Counter Terrorism & Domestic Extremism	5
Antisocial Behaviour, Violence & Disorder	6
Serious Organised Crime	7
Protecting People at Risk of Harm	7
Road Safety & Road Crime	8
Public Confidence - Complaints & Allegations	9

### Introduction





I am pleased to present this report to the Police Fire and Rescue Committee for its information and consideration.

Please note that all data included in this report are management information and not official statistics. All data are sourced from Police Scotland internal systems and are correct as of date of publication. Unless stated otherwise numerical comparisons are against the preceding five year average.

CI Damian Kane  
Inverclyde Area Commander

## INVERCLYDE POLICING PRIORITIES 2018-2022

- 1 Drug dealing and drug misuse
- 2 Violence and antisocial behaviour
- 3 Dishonesty
- 4 Road Safety

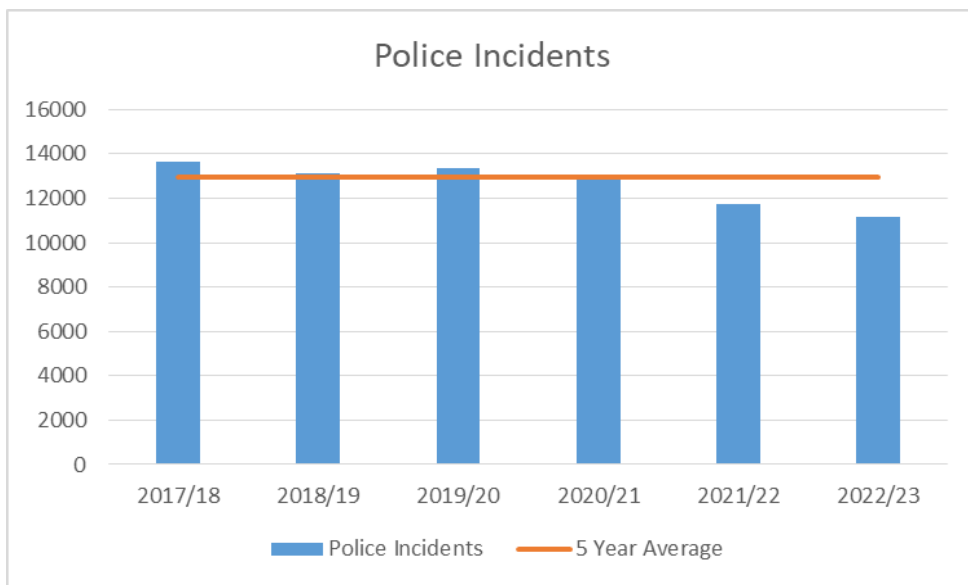
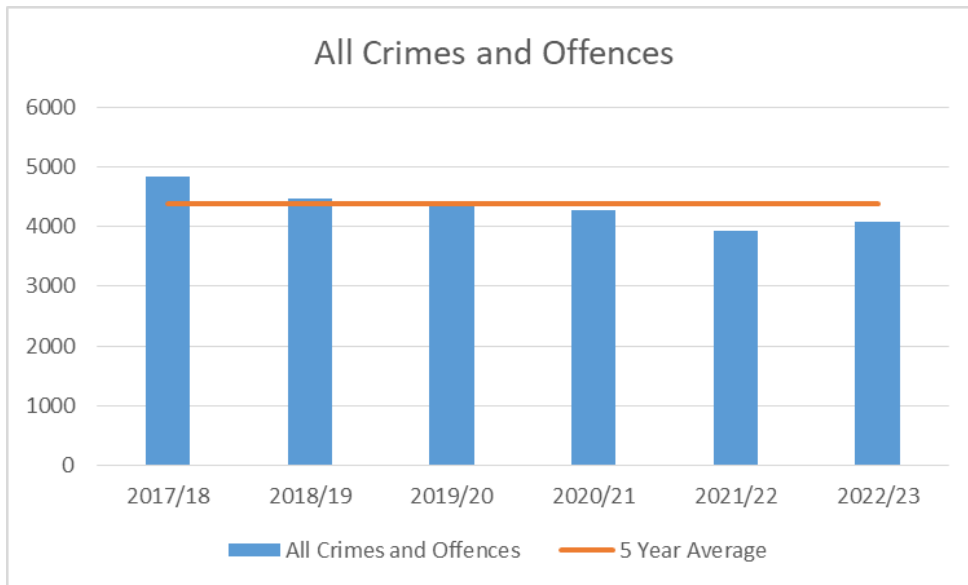
PRIORITY AREA	EXECUTIVE SUMMARY
<b>Drug supply and misuse</b> 	<p>Drug dealing and misuse continues to be a priority area for our attention in Inverclyde, with communities continuing to express concern about the harm caused by this issue. Year to date, 32 drug supply detections have been reported, a decrease of 21.6% on the previous five year average. However, we continue to gather intelligence for further enforcement action in Inverclyde.</p>
<b>Violence &amp; ASB</b> 	<p>Overall recorded violent crime has fallen by one percent on the previous five year average, to a total of 520 crimes. Common assaults have fallen by 0.7% on the previous five year average, while serious assaults have fallen even more considerably (-17%). Disorder incidents have fallen by 28.8% on the previous year, to a total of 1,509 incidents.</p>
<b>Dishonesty</b> 	<p>Recorded crimes of dishonesty have fallen by 1.1% against the five year average, to a total of 877. Most categories of acquisitive crime have fallen, with the notable exceptions of shoplifting and fraud—both of which have increased substantially. In relation to shoplifting, exclusion zones for repeat shoplifters offending in Inverclyde have been introduced. We continue to roll out and expand a radio link system with businesses across Inverclyde.</p>
<b>Road Safety</b> 	<p>In the period April to October 2022, the number of casualties on Inverclyde's roads rose from 24 to 31, with one road fatality occurring within that period. Proactive policing of Inverclyde's roads has led to an increase in detected drink and drug driving offences (+37.8% compared to the five year average). Inverclyde continues to receive additional patrols from Road Policing as and when required.</p>

## POLICE SCOTLAND'S POLICING PRIORITIES 2021-2022

1. Protecting vulnerable people
2. Working with communities
3. Tackling crime in the digital age
4. Support for operational policing

**DEMAND ANALYSIS - \*** 5YA - PREVIOUS FIVE YEAR AVERAGE CYTD - CURRENT YEAR TO DATE

CRIME	5YA *	CYTD *	INCIDENTS	5YA	CYTD
Total Crimes & Offences	4,378.6	4,072	Total number of incidents	12,935.8	11,173



**CONTEXT**

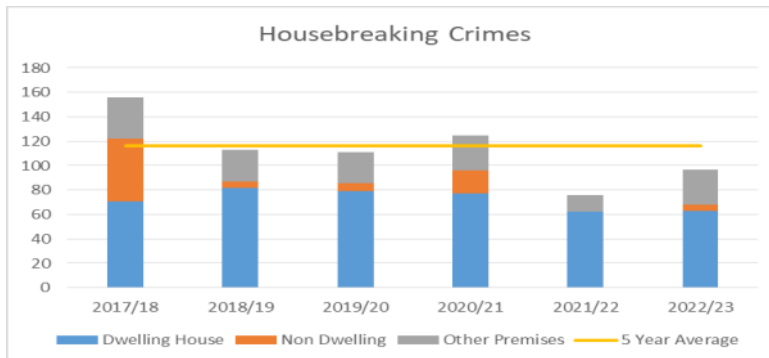
The volume of recorded crime and offences has fallen by seven percent on the preceding five year average, primarily being driven by a drop in recorded offences relating to motor vehicles, miscellaneous offences, and sexual crimes. Meanwhile, recorded police incidents have fallen by 13.6% on the five year average, and remain 4.6% below 2021/22 figures. The decrease is partially due to a drop in police incidents relating to ‘concern for person’ and ‘assist member of the public’.

## ONLINE & CYBERCRIME - DATA OVERVIEW

### CONTEXT

Analysis identified that in the period April – October 2022, 139 cyber-crimes were reported in Inverclyde, with the largest proportion being threatening/menacing telecommunications, closely followed by crimes of dishonesty (e.g. online fraud, including internet order fraud and phishing scams). Police Scotland continue to issue guidance to promote awareness of current scams taking place. Regular interaction takes place within local schools to make children aware of the dangers of Social Media. In September 2022 Community Officers delivered an online Safety briefing at Port Glasgow Town Hall to Morton Football Club Youth Academy players and their family.

## ACQUISITIVE CRIME — DATA OVERVIEW



### CONTEXT



340 shoplifting crimes have been recorded – an increase of 15.1% compared to the five year average. The detection rate has increased from a five year average of 79.8% to 83.2% in the current year. Exclusion zones have been introduced in Inverclyde which would assist with managing repeat offenders. We are also continuing to roll out radio link system for businesses across Inverclyde to enhance communications.



Housebreaking crimes (including attempts) fell from a five year average of approximately 116 crimes, to 97 crimes in the current year (-16.5%). Housebreaking crimes which involves dwelling houses and non-dwellings have fallen on respective five year averages, however housebreaking involving other premises (such as sheds, outbuildings) have increased by 13.3%. The detection rate decreased from five year average rate of 20.8%, to 19.6%.



Acquisitive crimes targeting motor vehicles have fallen by 37.1% on the five year average to a total of 67 crimes. Thefts of motor vehicles continue to account for the highest proportion of motor vehicle crime (n=34). The motor vehicle acquisitive crime detection rate is 35.8%, an increase of six percentage points on the previous five year average.



Three bogus caller crimes have been recorded in the current year, all three crimes involved suspects accepting payment for services which they failed to complete or undertake.

## COUNTER TERRORISM & DOMESTIC EXTREMISM

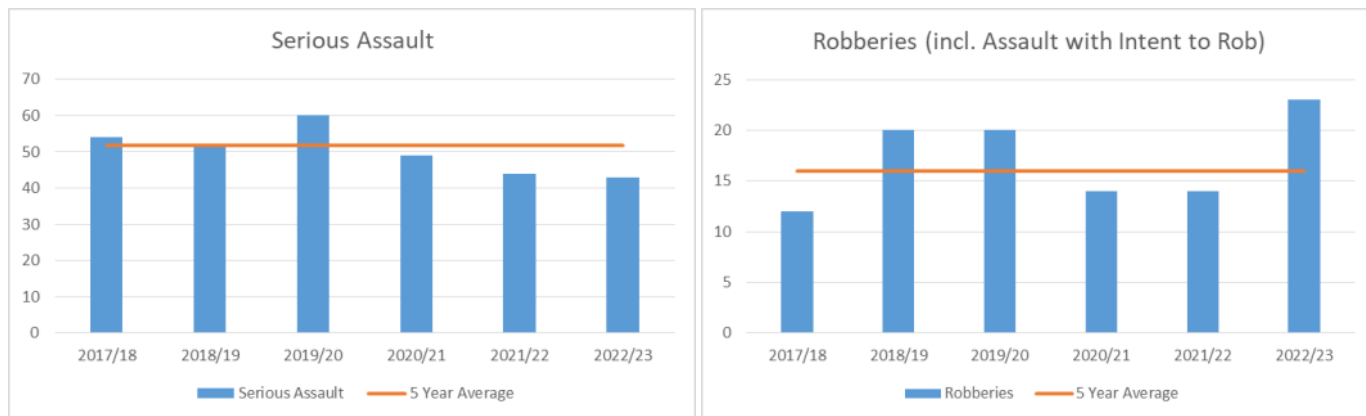
### CONTEXT

In February 2022 the Home Secretary announced a decrease in the UK's Terrorist Threat Level from 'Severe' to 'Substantial'. This means it is deemed an attack is likely. At this time there is nothing to suggest that there is any specific threat to Scotland. However, the threat from Islamic, Northern Ireland and Right-wing terrorism remains a serious threat.

Renfrewshire and Inverclyde Division has an embedded CTLO (Counter Terrorist Liaison Officer) who provides expert guidance and support regarding emerging threats from national and international terrorism & Extremism. The CTLO has carried out a Counter Terrorism Awareness input with students at West College Scotland at the Greenock Campus who are currently enrolled in the Sociology and Criminal Justice Course.

# ANTISOCIAL BEHAVIOUR, VIOLENCE & DISORDER - DATA OVERVIEW

1 April 2022 to 30 November 2022 - OBJECTIVE: Reduce the number of victims of violent crime



**CONTEXT**

95 Group 1 non-sexual crimes of violence have been recorded YTD – an increase of 5.3% on the preceding five year average (n=90.2). The number of murders have fallen on previous five year average figures, however attempted murders have increased by 20%. Meanwhile, the number of reported serious assaults have fallen by 17%. Robberies and crimes of assault with intent to rob have increased from a five year average of 16 crimes to 23 in the current year. Robbery crimes of this type have fluctuated during the reporting period and have begun to decline in number in the recent months.

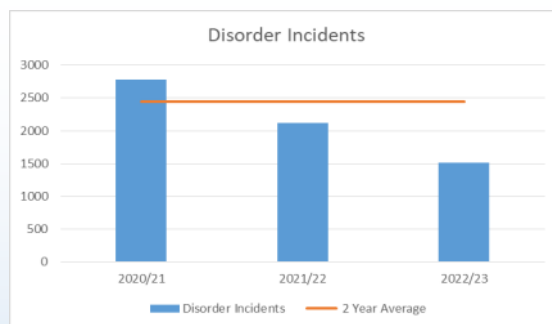
Meanwhile, common assaults have fallen by 0.7% on the five year average, to a total of 448 crimes. 78 of these crimes targeted emergency workers (most commonly police officers) - a reduction of 22.6% on the five year average.

55 wilful fireraising crimes have been recorded— an increase of 65.7% on the previous five year average (n=33.2). The current detection rate is 29.1%, compared to the five year average rate of 12%. Meanwhile, recorded vandalism crimes fell by 1.3% on the five year average, to a total of 367 crimes in the reporting period.

## Disorder and Antisocial Behaviour

**CONTEXT**

1,509 complaints regarding disorder have been recorded year to date, a decrease of 32.5% on the previous four year average. While the multi-member ward of Inverclyde North continues to account for the highest volume of recorded disorder within the local authority area (with over 29% of reported disorder occurring in this ward), it has also experienced a decrease of 10.3% in reported disorder compared to the previous year.



Youth disorder in the Inverclyde area continues to reduce with the number of large scale gatherings decreasing however we are still receiving reports of youths causing disorder near to retailers who have longer opening hours.

Police continue to target areas where instances of disorder are taking place as part of the weekly disorder action plan which involves key partners including BTP, Inverclyde Council Community Wardens and Youth Workers. When persons are identified as being involved in disorder, appropriate action is taken against them.



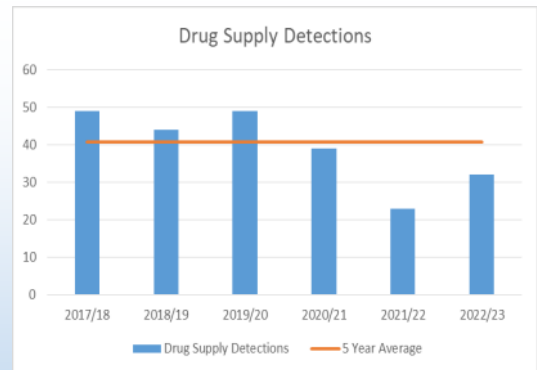
## SERIOUS ORGANISED CRIME - DATA OVERVIEW

### CONTEXT:

YTD, there have been 32 drug supply detections in Inverclyde, compared to a five year average of approximately 40.8 detections, a decrease of 21.6%.

Proactivity continues to target the Serious and Organised Crime Groups currently operating in Inverclyde, one of which predominantly impacts on Inverclyde. The organised criminality of the Inverclyde-based group predominantly involves drug supply activities. Enforcement activity is intelligence led to ensure the right people are being targeted in the right places.

We continue gathering further intelligence to target individuals involved in the sale and supply of controlled drugs. This has resulted in numerous search warrants being executed, a surveillance operation, multiple individuals charged with being concerned in the supply of drugs and a high value of drugs and monies seized.

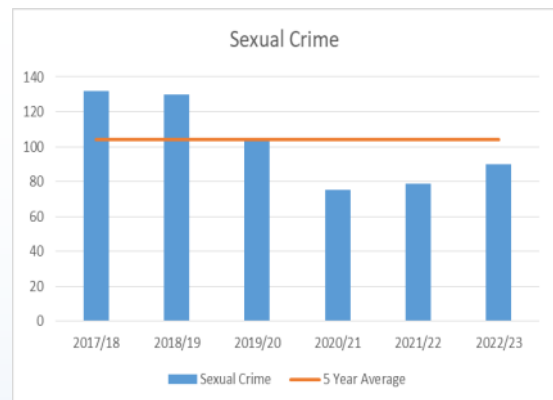


## PROTECTING PEOPLE AT RISK FROM HARM - DATA OVERVIEW

### CONTEXT

#### Sexual Crime

Reported sexual crimes have fallen by 13.6% on the preceding five year average, to a total of 90 crimes. The detection rate for sexual crimes is 48.9%, an increase of 2.6 percentage points on the five year average rate. The crime of Rape of a Female (16+) has fallen significantly by 55.2% on the same period PYTD, along with Sexual Assault of a Male (<13) which has fallen by 100%. These decreases have contributed to the overall drop in sexual crimes.



#### Missing People


Between April and October 2022, 121 missing person reports have been recorded in Inverclyde, as compared to 40 in the same period in the previous year. Almost a third of the total number missing person incidents related to the top five most frequent repeat missing people within Inverclyde., most of whom were aged 16 years and younger. Overall, over 57% of missing people in Inverclyde were aged 19 or under—with missing persons incidents involving younger people increasing by nearly six times on the previous year. Almost 77% of missing persons were traced within 24 hours, with 95% being traced within four days.

#### Domestic Abuse

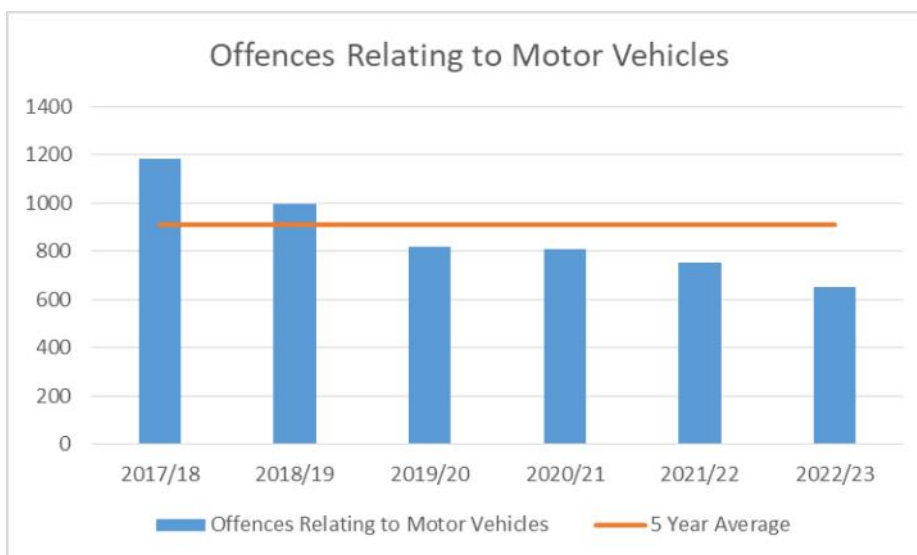
512 domestic abuse incidents have been recorded, a reduction of 0.9% when compared to the previous five year average. 43.9% of these incidents resulted in at least one domestic crime being recorded. The detection rate for domestic crime was 85.7%, an increase from the average five year rate of 64.4%.

## ROAD SAFETY & ROAD CRIME - DATA OVERVIEW

**PRIORITY: REDUCE THE NUMBER OF PERSONS KILLED OR INJURED ON OUR ROADS**

Road Traffic Casualties		2021/22	2022/23
	Number of persons killed on our roads	1	1
	Number of persons seriously injured	10	11
	Number of persons slightly injured	10	17
	Number of children seriously injured	3	2

Road Traffic Data from 01/04/2022 to 31/10/2022



### CONTEXT

One fatality occurred on Inverclyde’s roads in the reporting period of April—October 2022. Meanwhile, eleven people were seriously injured (an increase of one on the previous year) and seventeen people incurred slight injuries (seven more than the previous year). It is highly likely that a continued shift back towards pre-pandemic traffic levels is a contributory factor to this rise. No children have been killed, however two have been seriously injured on Inverclyde’s roads in the current reporting year.

Offences relating to motor vehicles have fallen by 28.4% on the previous five year average, to a total of 653. The detection rate for offences relating to motor vehicles is 85.3%, a slight decrease on the previous five year average (88.6%).

Drink and drug driving offences have increased by almost 38% compared to the five year average, which is as a result of local officers and Road Policing officers carrying out proactive checks on motorists while on high visibility patrols. Speed checks continue to be carried out at various locations with relevant action being taken.

Inverclyde Police carried out Operation Close Pass which involved local Community Officers and colleagues in Road Policing targeting drivers who failed to provide enough safe distance to cyclists using the areas roadways.

# PUBLIC CONFIDENCE: COMPLAINTS & USER SATISFACTION

## COMPLAINTS ABOUT THE POLICE

From 01/04/2022 - 31/10/2022

	TOTAL COMPLAINT CASES RECEIVED			TOTAL NUMBER OF ALLEGATIONS RECEIVED		
	YTD	LYTD	% Change	YTD	LYTD	% Change
Inverclyde Council	38	34	11.8%	60	64	-6.3%

Table: Allegations within the Inverclyde Council area, by Category, Type and Period (Apr – Oct)

Allegation Category and Type	PYTD	YTD	% change from PYTD
<b>On Duty - TOTAL</b>	<b>50</b>	<b>35</b>	<b>-30.0%</b>
Assault	9	5	-44.4%
Discriminatory Behaviour	0	1	x
Excessive Force	9	6	-33.3%
Incivility	10	9	-10.0%
Irregularity in Procedure	16	11	-31.3%
Neglect of Duty	1	0	-100.0%
Oppressive Conduct/Harassment	2	0	-100.0%
Other - Criminal	1	3	200.0%
Other - Non Criminal	1	0	-100.0%
Unlawful/Unnecessary Arrest or Detention	1	0	-100.0%
<b>Quality Of Service - TOTAL</b>	<b>14</b>	<b>25</b>	<b>78.6%</b>
Policy/Procedure	3	4	33.3%
Service Delivery	3	7	133.3%
Service Outcome	8	14	75.0%
<b>Grand Total</b>	<b>64</b>	<b>60</b>	<b>-6.3%</b>

### CONTEXT

A total of 38 complaints were made in the period April to October 2022, equating to 34 per 10,000 police incidents. Meanwhile, 60 allegations were made in the reporting period, of which 35 related to On Duty Allegations and 25 related to Quality of Service.





**Inverclyde Performance Report  
1st October 2022 - 31st December 2022**



**SCOTTISH  
FIRE AND RESCUE SERVICE**  
Working together for a safer Scotland

**Working together  
for a safer Scotland**

# Inverclyde Performance Report

---

## Table of Contents

Local Fire and Rescue Service Plan Priorities	3
Inverclyde Activity Summary	4
Domestic Safety - Accidental Dwelling Fires	5
Domestic Safety - Accidental Dwelling Fire Casualties	6
Unintentional Injury and Harm	7
Deliberate Fire Setting	8
Non-Domestic Fire Safety	9
Unwanted Fire Alarm Signals	10













# Local Fire and Rescue Service Plan Priorities

The Local Fire and Rescue Service Plan has been developed to set out the priorities and objectives within Inverclyde and allows our local authority partners to scrutinise the performance outcomes of these priorities. We will continue to work closely with our partners in Inverclyde to ensure we are all **“Working Together for a Safer Scotland”** through targeting risks to our communities at a local level.

The plan has been developed to complement key partnership activity embedded across Inverclyde Community Plan and associated Delivery and Thematic plans. Through partnership working we will seek to deliver continuous improvement in our performance and effective service delivery in our area of operations.




The Local Fire and Rescue Plan for Inverclyde identified six areas for demand reduction and is subject to regular monitoring and reporting through the Police / Fire and Rescue Committee. A summary of the priorities and current activity is detailed below with further detail and analysis contained within this performance report.

	Accidental Dwelling Fires	Accidental Dwelling Fire Casualties	Unintentional Injury and Harm	Deliberate Fire Setting	Non-Domestic Fire Safety	Unwanted Fire Alarm Signals
Inverclyde Central	5	1	0	8	1	9
Inverclyde East	2	0	0	1	1	22
Inverclyde East Central	2	0	5	7	0	11
Inverclyde North	7	0	2	7	2	22
Inverclyde South	2	0	1	2	0	13
Inverclyde South West	0	0	2	2	0	4
Inverclyde West	1	0	1	4	0	15

<b>Total Incidents</b>	<b>19</b>	<b>1</b>	<b>11</b>	<b>31</b>	<b>4</b>	<b>96</b>
<b>Year on Year Change</b>	 12%	 100%	 -15%	 -48%	 300%	 2%
<b>3 Year Average Change</b>	 -5%	 -45%	 -11%	 -17%	 -20%	 2%

## About the statistics within this report

The activity totals and other statistics quoted within this report are published in the interests of transparency and openness. They are provisional in nature and subject to change as a result of ongoing quality assurance and review. Because all statistics quoted are provisional there may be a difference in the period totals quoted in our reports after local publication which result from revisions or additions to the data in our systems. The Scottish Government publishes official statistics each year which allow for comparisons to be made over longer periods of time.

-  Activity levels have reduced by more than 5%
-  Activity levels have reduced by up to 5%
-  Activity levels have increased overall

# Inverclyde Activity Summary



fires  
primary &  
secondary



special  
services



false  
alarms



64

57

190



311  
total number of  
incidents



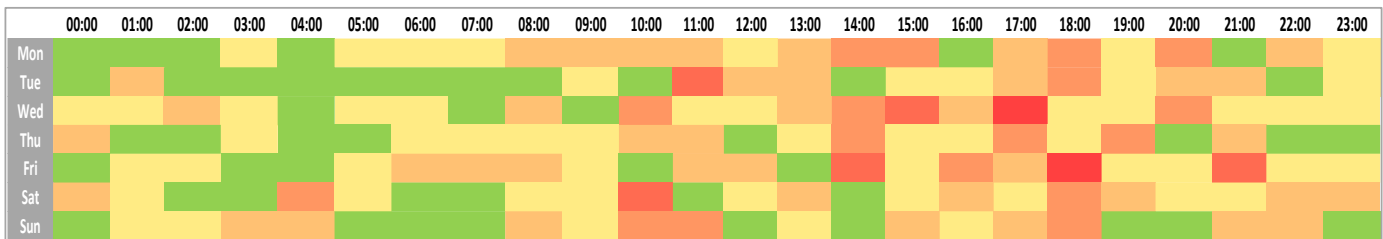
14  
fire & non-fire  
casualties



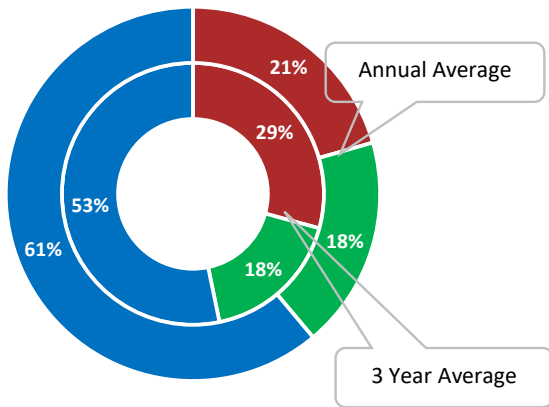
£189,120  
economic cost of  
ufas incidents

\*data above is year on year change

## Activity by Time of Day

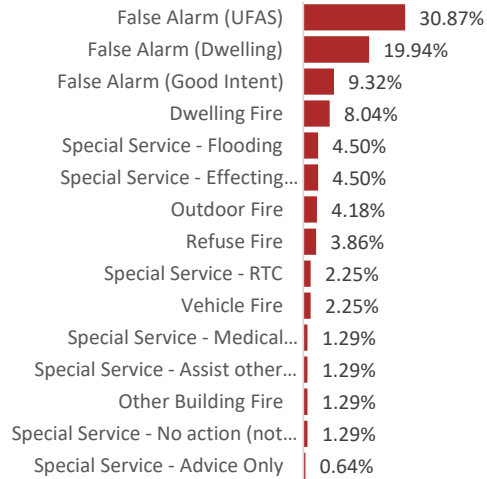


## Incidents by Classification

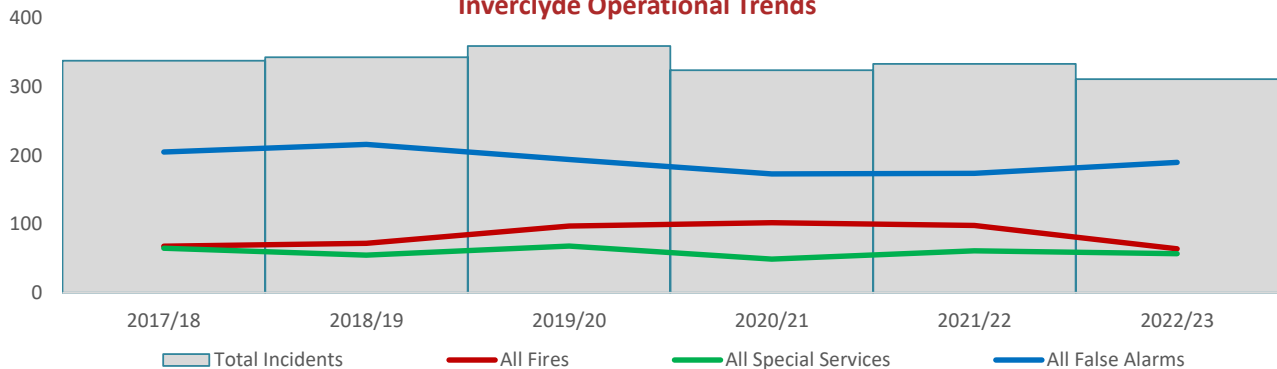


■ All Fires ■ All Special Services ■ All False Alarms

## Top 15 Incidents Types by %



## Inverclyde Operational Trends





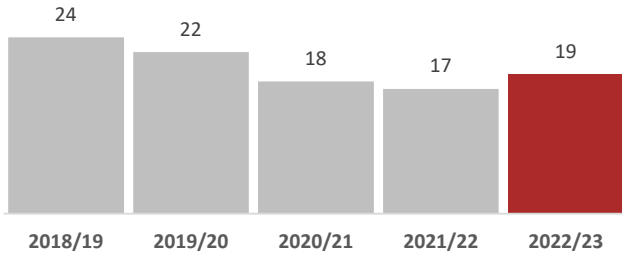
# Domestic Safety - Accidental Dwelling Fires



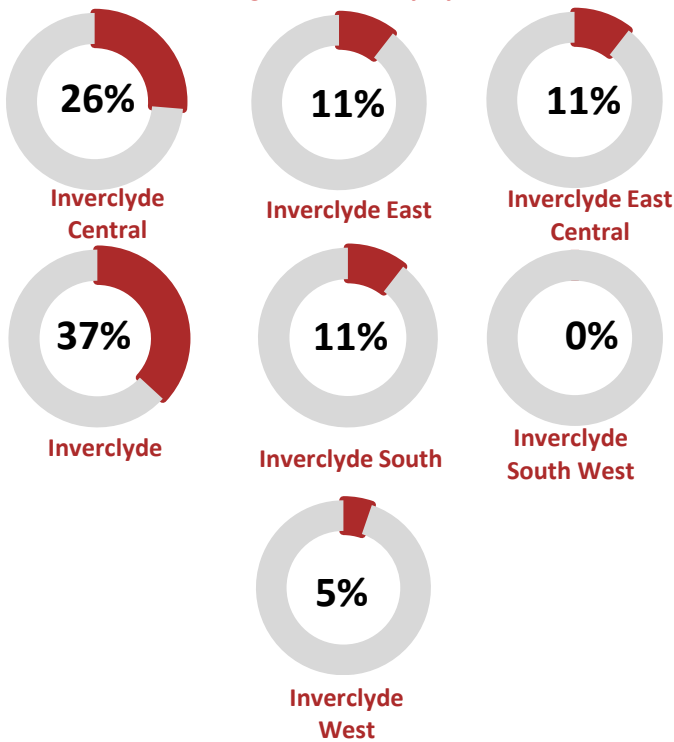
## Performance Summary

Year on Year **12%**      3 Year Average **-5%**

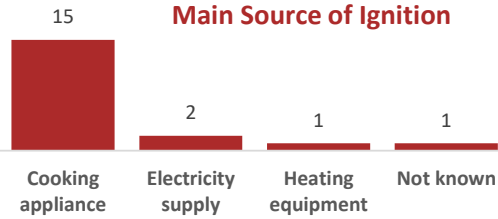
## Accidental Dwelling Fires



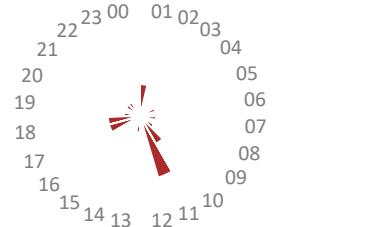
## Accidental Dwelling Fires Activity by Ward (% share)



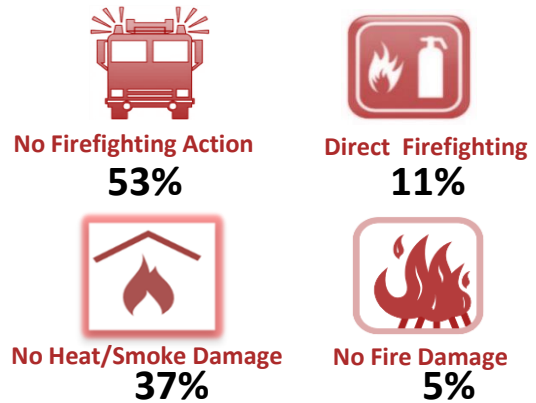
## Main Source of Ignition



## Accidental Dwelling Fires by Time of Day



## Severity of Accidental Dwelling Fires



## Human Factors



## Automatic Detection & Actuation



Accidental Dwelling Fires show a slight increase of 2 incidents from Q3 2021/22 and a 5% reduction against the 3 year average. Cooking remains the most common source of ignition within Inverclyde accounting for 11 of the Accidental Dwelling Fires. It is pleasing that 12 of the incidents required no firefighting action and only 7 required removal from the heat source. It is pleasing that in 74% of incidents there was detection present with raising the alarm in 64% of incidents, this emphasises the importance of having working smoke and heat detection within the home.

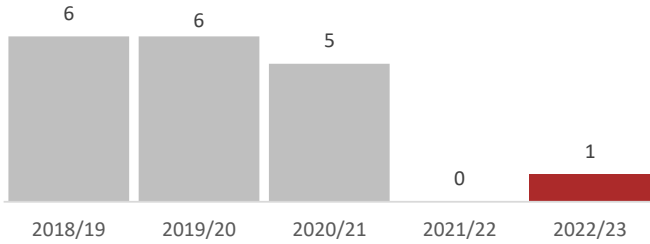
# Domestic Safety - Accidental Dwelling Fire Casualties



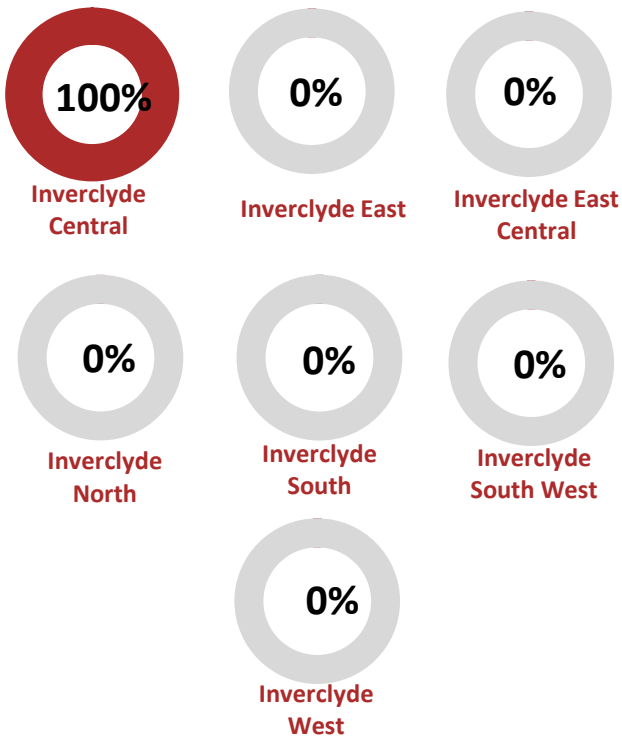
## Performance Summary

Year on Year ◆ 100%      3 Year Average ● -45%

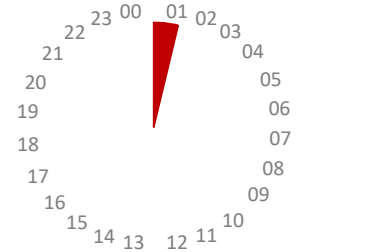
## Accidental Dwelling Fires Casualties



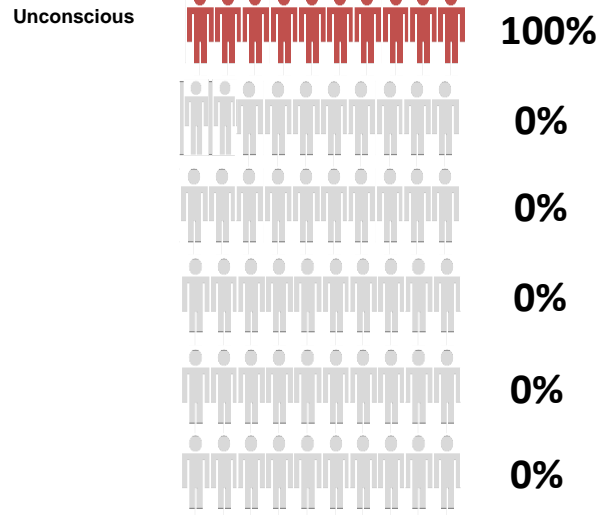
## Accidental Dwelling Fire Casualties by Ward (% share)



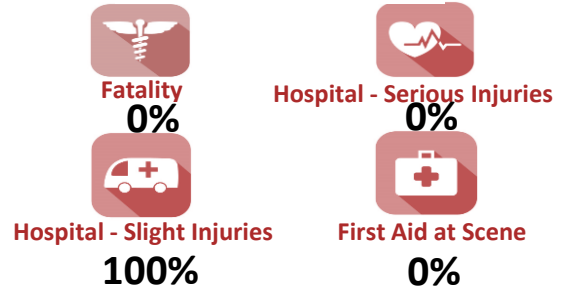
## Fire Casualties by Time of Day



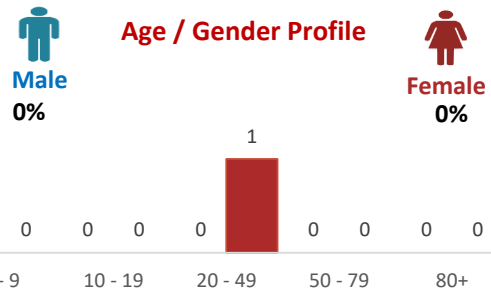
## Nature of Injury



## Extent of Harm



## Age / Gender Profile



We have had an increase of 1 Fire Casualty from the same reporting period last year which is disappointing with the main cause being cooking. The casualty suffered slight smoke inhalation and attended hospital as a precaution only. It is worth noting that the premises had working detection and raised the Alarm. It is positive to note that we continue to see significant reductions against the 3 year average of 45%.

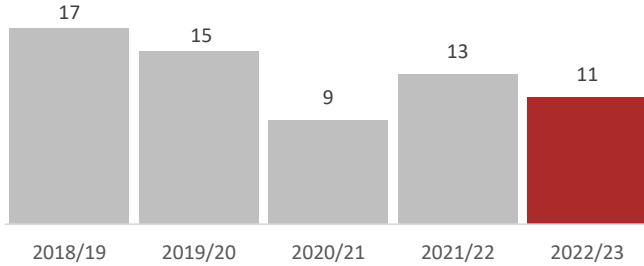
# Unintentional Injury and Harm



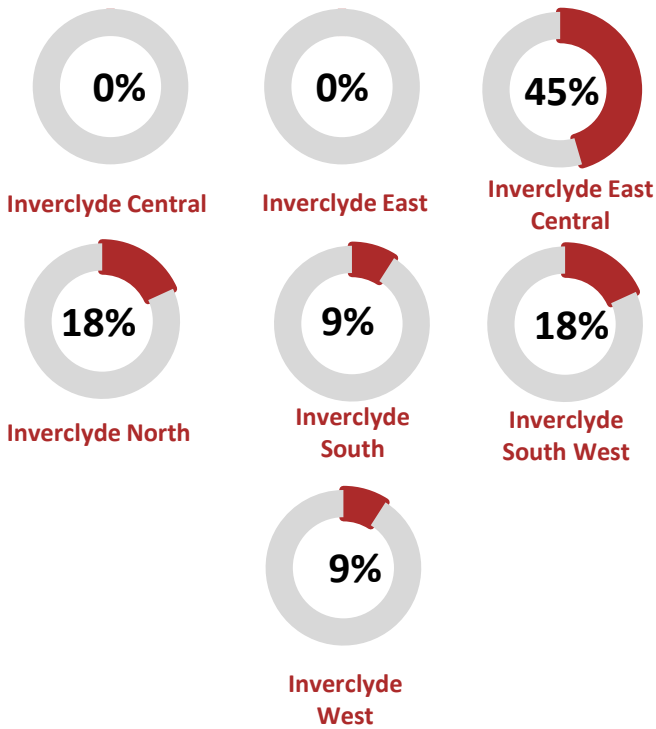
## Performance Summary

Year on Year **-15%**  
3 Year Average **-11%**

## Non-Fire Casualties

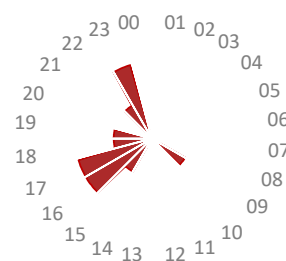


## Non-Fire Casualties by Ward (% share)

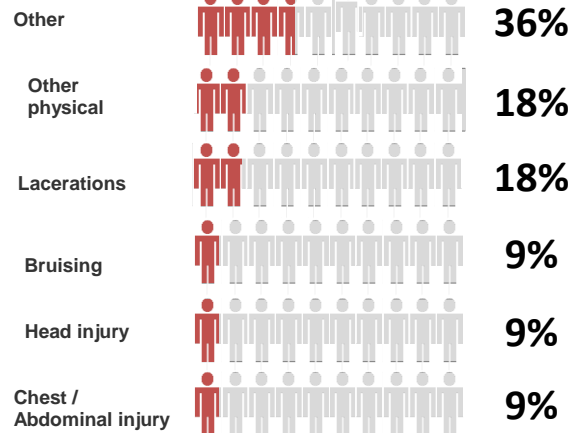


I am pleased to report a reduction of 11% in special service incidents over this reporting period and a 15% reduction against a low 3 year average. It is also worth noting that 45% of these incidents were to assist other agencies to gain access to a domestic property. Its is pleasing that we have had no water related incidents. 45% of incidents were Road Traffic Collisions 4 were minor collisions and 1 resulted in a hospital admission with serious injury.

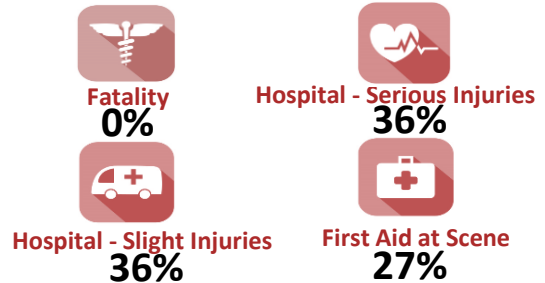
## Non-Fire Casualties by Time of Day



## Nature of Injury



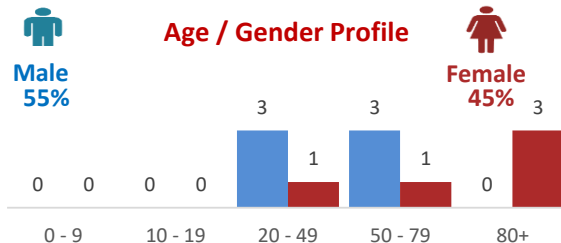
## Extent of Harm



## Non-Fire Emergency Activity



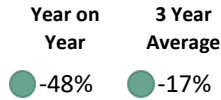
## Age / Gender Profile



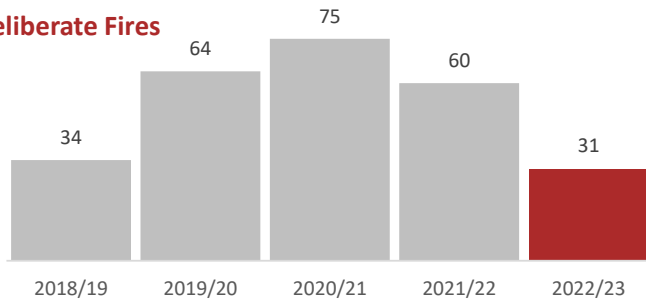
# Deliberate Fire Setting



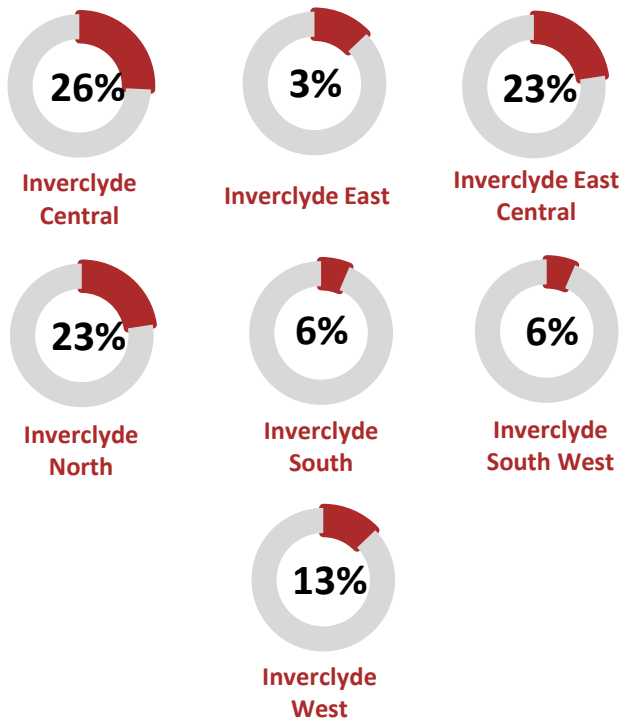
## Performance Summary



## Deliberate Fires



## Deliberate Fires by Ward (% share)

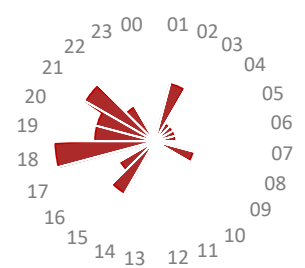


### Definitions

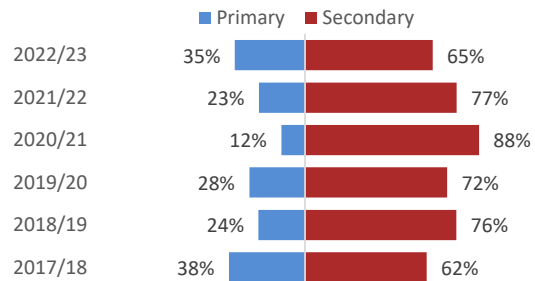
**Primary Fires** - all fires in buildings, vehicles and outdoor structures or any fire involving casualties, rescues or fires attended by five or more appliances

**Secondary Fires** – fire incidents that did not occur at a primary location, was not a chimney fire in an occupied building, did not involve casualties (otherwise categorised as a primary incident) and was attended by four or fewer appliances.

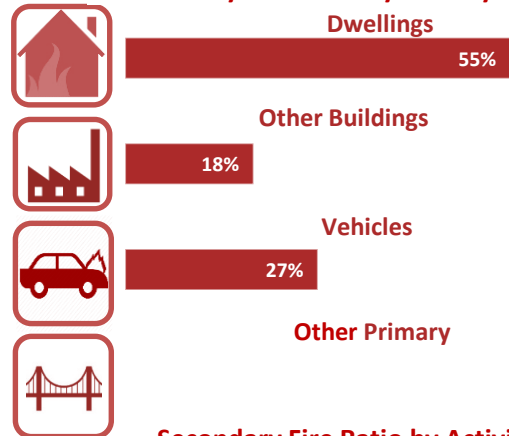
## Deliberate Fires by Time of Day



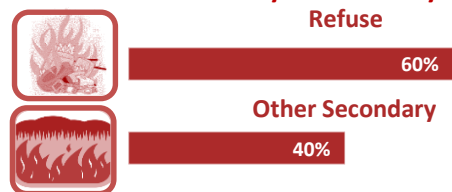
## Deliberate Fires by Classification



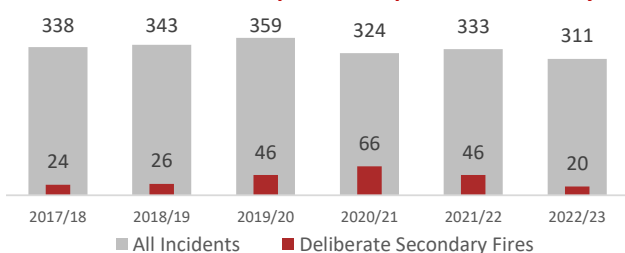
## Primary Fire Ratio by Activity Type



## Secondary Fire Ratio by Activity Type



## Deliberate Fires Compared to Operational Activity



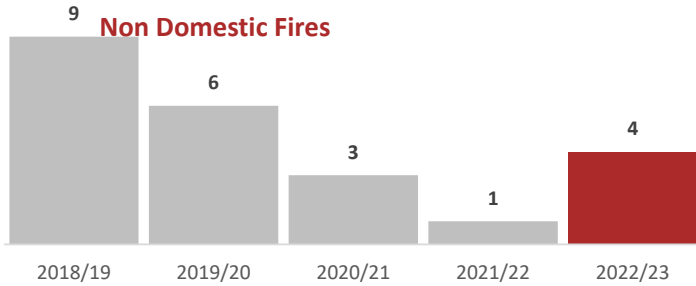
It is pleasing to report a significant reduction of 48% in deliberate fire setting against the year on year indicator and 17% reduction against the 3 year average. It is concerning that the 12 primary incidents involved 6 vehicles and 6 domestic dwellings with the remaining secondary incidents mostly involving refuse containers and grassland.

# Non Domestic Fire Safety

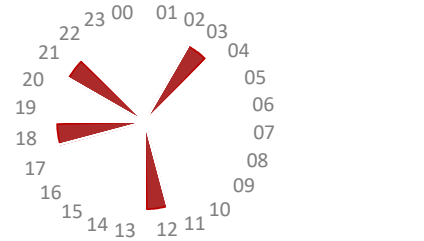


## Performance Summary

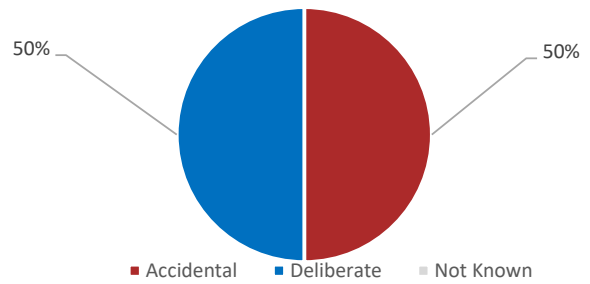
Year on Year ◆ 300%      3 Year Average ● -20%



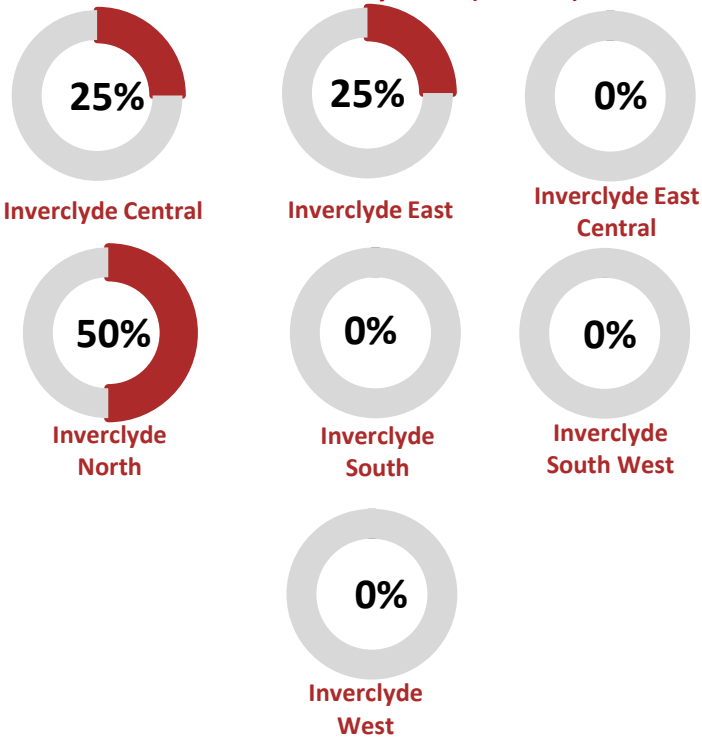
## Non-Domestic Fires by Time of Day



## Non-Domestic Fires by Nature of Origin



## Non-Domestic Fires by Ward (% share)



## Severity of Non-Domestic Fires



## Non-Domestic Fires by Premises Type



We have a increase of 300% in non domestic incidents during the period, this equates to an additional 3 incidents against the same reporting period last year, it is worthy noting that that we see a 20% reduction across the three year average which is also against historical low figures across Inverclyde. It is pleasing that there was no fire damage within 50% of incidents and with only 50% having heat and smoke damage only. It is worthy of note that 2 incidents required no Firefighting action with 1 being a removal from the heat source and only 2 requiring direct firefighting.

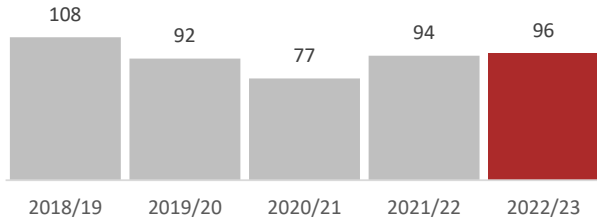
# Unwanted Fire Alarm Signals



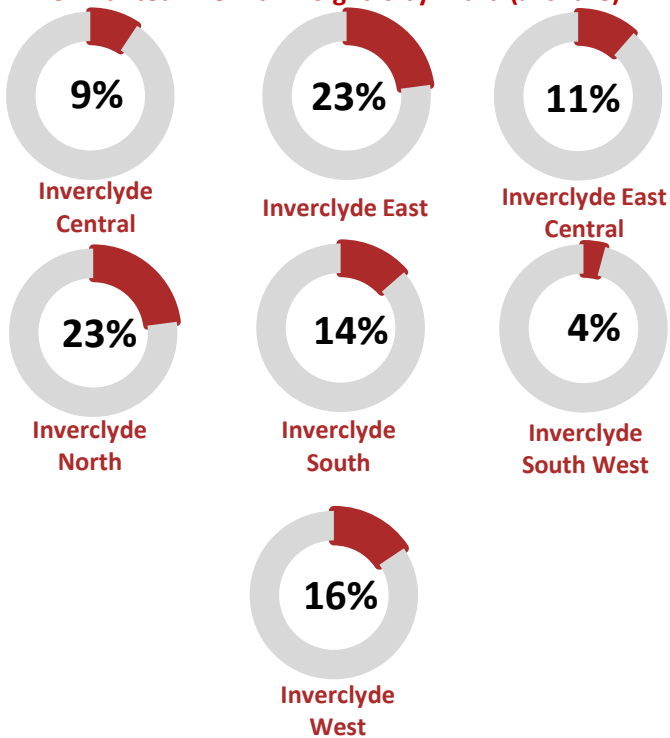
## Performance Summary

Year on Year **2%**      3 Year Average **2%**

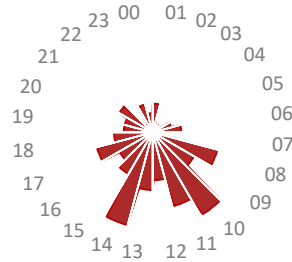
## Unwanted Fire Alarm Signals



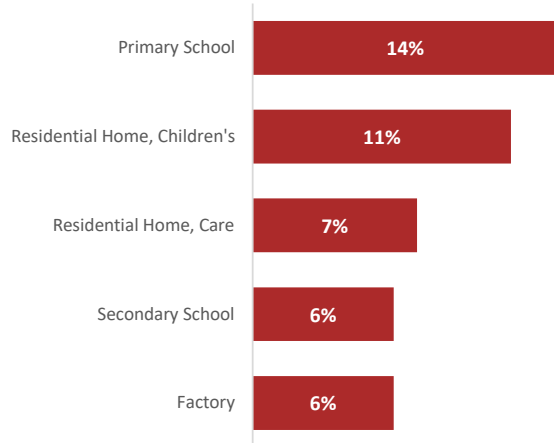
## Unwanted Fire Alarm Signals by Ward (% share)



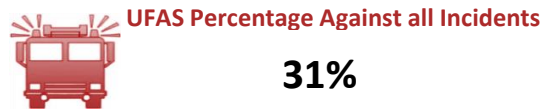
## Unwanted Fire Alarm Signals by Time of Day



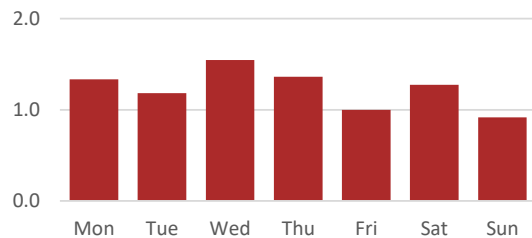
## Unwanted Fire Alarm Signals - Top 5 Premises



## Unwanted Fire Alarm Signals Activity Ratios



## Average Unwanted Fire Alarm Signals per Day



We have a slight 2% increase in UFAS incidents during the reporting period and we also see a slight 2% increase across the 3 year average with educational and care facilities accounting for the majority of UFAS incidents. It is disappointing that the majority of these incidents were avoidable as we continue to experience the trend where activations were due to human influence. It is worth noting that we have seen a reduction within hospital and commercial premises that can be attributed by direct education from operational crews and our UFAS champion.



### **3.0 THE SCOTTISH POLICE AUTHORITY BOARD**

3.1 The meeting of SPA Board was held on the 24 Nov 2022 <https://www.spa.police.uk/meetings/authority-meetings/24-november-2022/> and considered several updates, including: -

- Parliamentary evidence – pre-budget scrutiny
- Children in custody
- Regional engagement meetings
- Mental health in policing
- Drug driving update

#### **3.2 Parliamentary evidence – pre-budget scrutiny**

On Thursday 26 October 2022, Deputy Chief Officer David Page and Chief Financial Officer James Gray, along with SPA Chief Executive Lynn Brown, provided evidence to the Scottish Parliament's Criminal Justice Committee as part of their pre-budget scrutiny. In written submission and during oral evidence, it was reiterated the significant implications for policing in Scotland, should the flat cash settlement approach from the Scottish Government's Resource Spending Review translate into a budget settlement for 2023-24 and beyond.

#### **3.3 Children in custody**

On 15 November 2022, the Authority and Police Scotland hosted a roundtable session with a range of key partners to discuss how they can work together to reduce the number of children held in police custody. There was overwhelming agreement that holding a child or young person in police custody was inappropriate. Throughout the day, delegates focused on the overarching objective of identifying how, by working in partnership, children could be taken to alternative and more appropriate places of safety while still allowing police officers and partner organisations to undertake their duties.

#### **3.4 Regional engagement meetings**

As part of the 'Local Government Engagement Plan 2021-23' the Authority and Police Scotland hosted the latest round of regional meetings with scrutiny conveners and officials representing the North, West and East of the country. The recent meetings provided a good introduction for many newly elected councillors. There was an operational focus to the discussions which was supported by the ACC and divisional presence.

#### **3.5 Mental health in policing**

The Authority co-hosted with Police Scotland a conference looking at mental health demand on policing on Friday 9 December 2022 in Edinburgh. The event sought to bring partners together to discuss the challenges faced by policing and by those experiencing mental health.

#### **3.6 Drug driving update**

Members were assured that the internal backlog in relation to drug driving was reducing with the new outsourcing contract being implemented and additional cases now being outsourced. The committee sought assurance around the real-time information in relation to the number of cases being time barred and were assured that it is an improving picture with zero cases for September 2022.



## **4.0 CRIMINAL JUSTICE COMMITTEE**

- 4.1 The 14 December 2022 committee took evidence on the Bail and Release from Custody (Scotland) Bill at Stage 1. The Bill makes changes to the law in two main areas:
- decisions about granting bail to people accused of a crime
  - arrangements for the release of some prisoners and the support that is provided to those who leave prison.

## **5.0 SCOTTISH POLICE AUTHORITY CORPORATE STRATEGY 2023-26 INITIAL CONSULTATION**

- 5.1 The SPA has conducted a review exercise to inform proposed outcomes and activities for the Corporate Strategy for the period 2023-26. This included a review of existing outcomes, and delivery against these, a strategic horizon scanning exercise, and a light touch benchmarking exercise against similar oversight organisations. The Authority are initially seeking open-ended responses to test the conclusions, with a view to consulting more widely and in a more structured way when there is a final draft of the strategy. Council officers will prepare a written response by the deadline of Monday 16 January 2023.

## **6.0 LOCAL POLICE PLANS 2023 – 2026 CONSULTATION**

- 6.1 Section 47 of Police and Fire Reform (Scotland) Act 2012 states that a local commander must prepare a local police plan. The planning cycle for the development of the Local Police Plans 2023-26 has commenced. Priorities have been established through the Your Police survey mechanism, which has allowed members of the public and private and third sector organisations to tell local divisions what is important to them, and what they want officers and staff to prioritise during the lifespan of the Local Police Plan.
- 6.2 The draft Inverclyde Local Policing Plan has identified the following priorities:
- Violence, disorder and Anti-Social Behaviour
  - Protecting Vulnerable People
  - Acquisitive, Cyber and Digital Crime
  - Serious and Organised Crime
  - Road Safety and Road Crime

The plan outlines key activities, milestones, and performance measures for achieving objectives.

- 6.3 The legislation also requires the local commander to consult on the local police plan with such other persons as they consider appropriate and subsequently an invitation was made to Inverclyde Council, as a community partner, to respond to the consultation.

Council Officers will prepare a response in consultation with the Local Police and Fire Scrutiny Panel. As the consultation closes on 12 Feb 2023 the response will be reported to this panel at the meeting following this date.

## **7.0 LOCAL POLICE PLANS – A FRAMEWORK FOR SCRUTINY**

- 7.1 During 2022 the Scottish Police Authority and COSLA worked in partnership with local government representatives to develop new guidance for Elected Members to support their scrutiny of local police planning. The framework for scrutiny was endorsed in December at the COSLA Police Scrutiny Conveners' Forum, which represents scrutiny arrangements for all 32 Local Authority areas.

7.2 Council Officers will report on the new guidance at the next meeting of this panel.

## **8.0 THE SCOTTISH FIRE & RESCUE SERVICE BOARD**

8.1 The SFRS held a board meeting on the 15 Dec 2022 <https://www.firescotland.gov.uk/about-us/sfrs-board/board-meetings>, which considered general business matters, including:

- Action and decision logs
- Chair's and Chief Officer's report
- Committee reports
- Budget reports
- Draft Corporate Parenting Plan and Action Plan 2023-26
- Health and Safety Annual Report 2021-22
- Budget Strategy 2023-24 (private session)

The minutes from this meeting were not yet published at the time of this report.

8.2 As a Corporate Parent, SFRS must prepare, publish and review a 'Corporate Parenting Plan', which details how they will exercise their Corporate Parenting responsibilities and Under Part 9 of Children and Young People (Scotland) Act 2014. SFRS have prepared a draft Corporate Parenting Plan 2023-2026 for publication in January 2023. The plan was presented for noting to the SFRS board on 15 December 2022.

The six outcomes are:

- SFRS will have built relationships with organisations representing those who are care experienced. We will have listened to the voice of people who are Care Experienced and considered their needs in our policy, planning and performance' activities.
- SFRS services and opportunities are known and accessible to all care experienced individuals, including care leavers, with no barriers.
- We have consulted with SFRS employees who are Care Experienced and identified what can be done to build better formal and informal support mechanisms within the organisation.
- We have worked in partnership with other Corporate Parents and external organisations to improve opportunities for those who are Care Experienced to develop skills, experience and confidence to achieve their personal, employment and career ambitions.
- SFRS colleagues, volunteers and board members are aware of their role as a Corporate Parent and understand how to be a good Corporate Parent in practice.
- We will have developed measures to track our progress and determine if our outcomes are successful.

## **9.0 FIRE & RESCUE INCIDENT STATISTICS 2021-22**

9.1 SFRS published their 2021-22 incident statistics on 31 October 2022. Inverclyde remained the local authority with the highest rate for total fires at 904 per 100,000 population and for secondary fires at 700 per 100,000 population. The rate of primary fires per 100,000 population decreased from 215 in 2020-21 to 198 in 2021-22, resulting in a move from fifth highest authority to seventh.

## **10.0 FBU STRIKE BALLOT**

10.1 Firefighters and control staff are being balloted on potential strike action. The ballot opened on 5 December 2022 and closes on 30 January 2023.

## 11.0 SCOTTISH BUDGET 2023-24

11.1 On 19 December the Scottish Government published a statement on the 2023-24 budget “Recognising the crucial role Police Scotland officers and staff play keeping our communities safe, the service will receive substantial additional resource funding of £80 million in the next financial year, a 6.3% increase. Police capital funding has been maintained at £45.5 million for investment in assets including the estate, fleet, and technology. This brings the policing budget to £1.45 billion for 2023-24. The Scottish Fire and Rescue Service will receive a £10 million increase to support service delivery”.

11.2 Chief constable Sir Iain Livingstone responded to the budget, saying “Hard choices lie ahead to deliver effective policing within the revenue budget available and our capital funding remains significantly lower than that needed to progress improvement to our technology, buildings and vehicles.

“However, the budget for 2023/24 is an improvement on the level indicated in the Scottish Government’s resource spending review and a welcome recognition of the significant transformation, saving and enhanced service delivered by Police Scotland”

11.3 The Chair of the Scottish Police Authority, Martyn Evans, has responded to the Scottish Government’s 2023/24 budget statement, saying:

“When the Scottish Government published its Resource Spending Review in May, setting out a flat cash revenue budget position for policing, we were clear that the implications would be extremely serious and we have worked hard to make the case for policing and forensic services.

“There are clearly very considerable constraints on public spending and policing is not immune to those. Today’s budget announcement represents an improved position from May’s Resource Spending Review and we acknowledge that support.

“Over the years, the Authority has consistently highlighted the need for significant investment to maintain, transform and improve policing. Today’s settlement is welcome, but it does not meet this ongoing requirement. Difficult choices remain to ensure a balanced budget position next year. We are already working closely with the Chief Constable and the Director of Forensic Services to consider what will need to be prioritised for the year ahead.”

## 12.0 IMPLICATIONS

12.1 The table below shows whether risks and implications apply if the recommendation(s) is(are) agreed:

SUBJECT	YES	NO	N/A
Financial		X	
Legal/Risk		X	
Human Resources		X	
Strategic (LOIP/Corporate Plan)		X	
Equalities & Fairer Scotland Duty			X
Children & Young People’s Rights & Wellbeing			X
Environmental & Sustainability			X
Data Protection			X

## 12.2 Finance

### One off Costs

Cost Centre	Budget Heading	Budget Years	Proposed Spend this Report	Virement From	Other Comments
N/A					

### Annually Recurring Costs/ (Savings)

Cost Centre	Budget Heading	With Effect from	Annual Net Impact	Virement From (If Applicable)	Other Comments
N/A					

## 12.3 Legal/Risk

There are no legal/risk implications contained within this report.

## 12.4 Human Resources

There are no human resource implications contained within this report.

## 12.5 Strategic

There are no strategic implications contained within this report.

## 13.0 CONSULTATION

13.1 There were no consultations required outside those noted in the report.

## 14.0 BACKGROUND PAPERS

14.1 There are no background papers associated with this report.